



District Report Card: 2017


State: Rajasthan	District: Dhaulpur
Class: 8	Subject: Mathematics
Schools: 51	Students: 1280


Participation/Coverage


Students

<div>GENDER</div> <div></div>	Boys		Girls	
	Number	%	Number	%
	658	51.41	622	48.59

<div>AREA</div> <div></div>	Rural		Urban	
	Number	%	Number	%
	1226	95.78	54	4.22

<div>CATEGORY</div> <div></div>	SC		ST		OBC		GEN	
	Number	%	Number	%	Number	%	Number	%
	387	30.23	154	12.03	526	41.09	213	16.64

<div>CWSN</div> <div></div>	LD	VI	HI	S&LD	ID	Oth
	8	0	3	6	1	10

<div>Management</div> <div></div>	Government		Government-aided	
	Number	%	Number	%
	1280	100.00	0	0.00

Average Performance of Students in Mathematics (%)

Overall	Gender		Area		Management		Social Group			
	Male	Female	Rural	Urban	Govt.	Aided	SC	ST	OBC	GEN
70.11	70.00	70.23	70.00	72.59	70.11	0.00	67.29	75.54	69.38	73.11

Performance on Learning Outcomes (LOs)

Learning Outcomes	Description	Average Performance(%)
M601	Solves problems involving large numbers by applying appropriate operations	70.47
M606	Solves problems on daily life situations involving addition and subtraction of fractions / decimals	81.72
M620	Finds out the perimeter and area of rectangular objects in the surroundings like floor of the class room, surfaces of a chalk box etc.	82.08
M621	Arranges given/collected information in the form of table, pictograph and bar graph and interprets them	69.53
M702	Interprets the division and multiplication of fractions	58.75
M705	Solves problems related to daily life situations involving rational numbers	78.28
M706	Uses exponential form of numbers to simplify problems involving multiplication and division of large numbers	77.03
M707	Adds/subtracts algebraic expressions	85.70
M710	Solves problems related to conversion of percentage to fraction and decimal and vice versa	83.28
M717	Finds out approximate area of closed shapes by using unit square grid/graph sheet	53.75
M719	Finds various representative values for simple data from her/his daily life contexts like mean, median and mode	65.83
M721	Interprets data using bar graph	87.66
M801	Generalizes properties of addition, subtraction, multiplication and division of rational numbers through patterns	67.66
M802	Finds rational numbers between two given rational numbers	72.97
M803	Proves divisibility rules of 2, 3, 4, 5, 6, 9 and 11	84.22
M804	Finds squares, cubes, square roots and cube roots of numbers using different methods	88.13
M808	Uses various algebraic identities in solving problems of daily life	32.66
M812	Verifies properties of parallelogram and establishes the relationship between them through reasoning	57.14
M818	Finds surface area and volume of cuboidal and cylindrical object	49.69
M819	Draws and interprets bar charts and pie charts	61.95

Range of Performance of Students who Answered Correctly							
Below 30%		30% - 50%		50% - 75%		Above 75%	
Number	%	Number	%	Number	%	Number	%
83	6.48	103	8.05	497	38.83	597	46.64

Lowest Performing Learning Outcomes (LOs)

- 1 - Uses various algebraic identities in solving problems of daily life (32.66)
- 2 - Finds surface area and volume of cuboidal and cylindrical object (49.69)
- 3 - Finds out approximate area of closed shapes by using unit square grid/graph sheet (53.75)

- 4 - Verifies properties of parallelogram and establishes the relationship between them through reasoning (57.14)
- 5 - Interprets the division and multiplication of fractions (58.75)